

A modern heritage post top luminaire upgraded with high performance light engines. Aesthetically designed sturdy construction ensures a long life against all weather condition, maintaining initial performances through the lifetime of the installation. Designed for highest efficiency in terms of more lumens at reduced wattages.

### Product Description

- The luminaire housing made of gravity die cast aluminium top cover, decorative knob & supporting arms.
- Textured / Translucent acrylic diffuser.
- The lamp compartment encased inside the top portion and the bottom portion attached to a gravity die cast aluminium mounting base.
- Luminaire integrated with 30W LED.
- Suitable for mounting on 50mm OD pipe.
- Cable entries for through-wiring of mains supply cable.
- Integral constant current power supply
- CRI (Ra) :  $\geq 70$
- Prewired with LED driver and suitable for operating on 240V, 50Hz single phase ac supply.
- Ordering guide : KL-24509-CCT (Colour Temperature)
- Available CCT : 2700K, 3000K, 4000K, 5700K



### Product Benefits

- High luminous efficiency at reduced wattage.
- Elegant, Functionality
- Environmental Friendly
- Dark sky compliant protects pedestrians from glare, in addition to preventing spill light above the horizontal plane.
- Sustainable LED technology offers durability and optimal light output with low power consumption.

### Area of Application

Illuminating parks, Gardens, Commercial complex, Residential roadways, Walkways, Streetscapes & office complex.

### Available Finish

Pure polyester powder coated

RAL 9004 Black

RAL 9007 Grey aluminium

RAL 7016 Anthracite grey


Graphite grey

### Diffuser Options




C2 - Translucent Diffuser

C1 - Textured Diffuser





RAMNIWAS BAGH, JAIPUR



**Technical Specifications**

**General**

ID : 24509  
 System Wattage : 30W LED  
 Driver Integral : Constant Current  
 Operating Voltage : 100-277Vac  
 Operating Temperature : -15°C~+50°C

**Light Source**

Light Source : LUMILEDS / BRIDGELUX  
 CRI (Ra) : ≥70  
 LED Colour Temperature : 2700K / 3000K / 4000K / 5700K

**Physical**

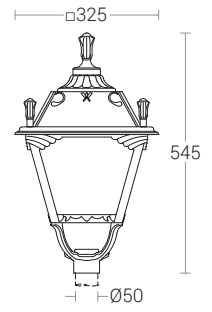
Body : Die Cast Aluminium  
 top cover  
 Diffuser : Translucent / Textured  
 Acrylic  
 Mounting : Suitable for Mounting  
 on Ø50mm OD Pipe  
 Finish : Powder coated  
 RAL 9004 Black  
 RAL 9007 Grey aluminium  
 RAL 7016 Anthracite grey  
 Graphite grey

**Driver**

Power Supply : Integral  
 Input Voltage : 230-240Vac  
 Frequency : 50-60Hz  
 Power Factor : >0.95  
 THD : <10%  
 Surge Protection : 4KV  
 Efficiency : >85%

**Optical Performance**

Light Distribution : Symmetrical



**Note :** It is our constant endeavor to upgrade the performance of our products. For the latest technical information, IES files and product updates please refer to the website at [www.klite.in](http://www.klite.in)