

These environmentally friendly LED garden and pathway luminaires, create a pleasant light distribution with a high degree of visual comfort. These luminaires offer shielded glare free illumination on ground surface and are perfect for illuminating entrances, footpaths as well as garden and landscape architecture. Clean Lines and pure form are the underlying elements of this series of LED bollards, designed to provide radially asymmetric light emission of 180°.

Product Description

- Luminaire made of extruded aluminium alloy (grade 6063) and external non corrosive SS fasteners.
- Shielded light source .
- For optimum illumination, these luminaires can be supplied in three different heights.
- Reflector system made of spun aluminium (powder coated white).
- Non yellowing UV stabilized clear polycarbonate diffuser.
- Silicone gasket.
- Mounting plate die cast aluminium double powder coat with an anchorage unit and stainless steel fixing screws.
- Luminaire can be aligned on the mounting plate around 360°.
- Cable entries for through-wiring of mains supply cable.
- Integral constant current power supply
- CRI (Ra) : ≥80 (90 CRI - On Request)
- Prewired with LED driver and suitable for operating on 240V, 50Hz single phase ac supply.
- Ordering guide : KL-24731-CCT (Colour Temperature)
- Available CCT : 2700K, 3000K, 4000K, 5700K



Product Benefits

- High luminous efficiency at reduced wattage.
- Elegant, Robust design
- Dark sky compliant protects pedestrians from glare by preventing spill light above the horizontal plane.
- Sustainable LED technology offers durability and optimal light output with low power consumption.

Area of Application

Suitable for medium / high traffic areas.

Available Finish


Pure polyester powder coated


RAL 9004 Black

RAL 9007 Grey aluminium

RAL 7016 Anthracite grey

Graphite grey





WANG PALACE, BUMTHANG, BHUTAN



Technical Specifications

General

ID	: 24731 / 24732 / 24749
System Wattage	: 12W LED
Driver Integral	: Constant Current
Operating Voltage	: 100-277Vac
Operating Temperature	: -15°C~+50°C

Physical

Body	: Extruded Aluminium Tube
Diffuser	: Clear Polycarbonate
Gasket	: Silicone
Mounting	: Surface - Floor
Finish	: Powder coated RAL 9004 Black RAL 9007 Grey aluminium RAL 7016 Anthracite grey Graphite grey

Light Source

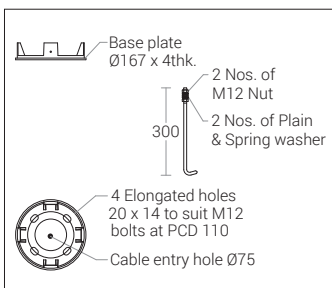
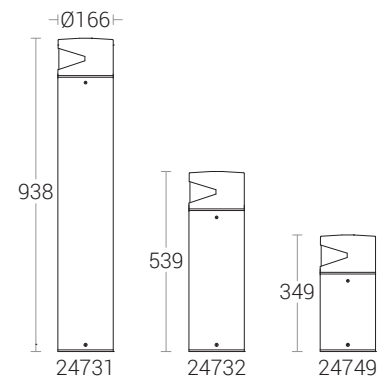
Light Source	: LUMILEDS
CRI (Ra)	: >80
LED Colour Temperature	: 2700K / 3000K / 4000K 5700K

Driver

Power Supply	: Integral
Input Voltage	: 230-240Vac
Frequency	: 50-60 Hz
Power Factor	: >0.95
THD	: <10%
Surge Protection	: 3KV
Efficiency	: >80%

Optical Performance

Light Distribution	: Asymmetrical
--------------------	----------------



Note : It is our constant endeavor to upgrade the performance of our products. For the latest technical information, IES files and product updates please refer to the website at www.klite.in