

Technical Specifications

General

ID	: 23280 / 23272
System Wattage	: 24W / 48W LED
Driver Non Integral	: Constant Voltage
Operating Voltage	: 24Vdc
Operating Temperature	: -15°C~+50°C

Physical

Housing	: Extruded Aluminium
Front Cover	: 316 Grade Stainless Steel
Diffuser	: Toughened Clear Glass
Mounting Sleeve	: Recessed Powder Coated Aluminium
COD (mm)	: 1015 x 68 x 80

Light Source

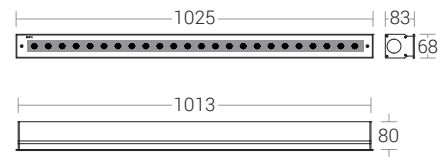
Light Source	: NICHIA
CRI (Ra)	: >80 (> 90 On Request)
LED Colour Temperature	: 2700K / 3000K / 4000K / 5700K

Driver

Power Supply	: Non Integral
Dimmable Option	: 1-10V / Dali


Optical

Beam Angle	: 8° / 28° / 40° / 64° / 12° x 53°
------------	------------------------------------

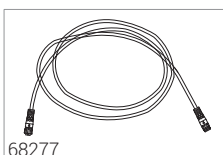


Luminaire supplied with honeycomb louvre

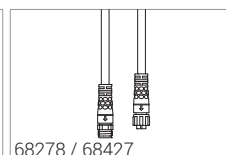
Accessory



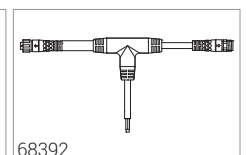
68276 / 68426
IP67 End Cap Male / Female Connectors - 2P



68277
IP67 Jumper Cable 2P - 1M



68278 / 68427
IP67 Leader Cable Male / Female



68392
IP67 Y-Connector Cable 2P - 0.1M

Note : It is our constant endeavor to upgrade the performance of our products. For the latest technical information, IES files and product updates please refer to the website at www.klite.in