



OPEN SOURCE

## Technical Specifications

### General

ID	: 23550
System Wattage	: 12W LED
Driver Non Integral	: Constant Voltage
Operating Voltage	: 24Vdc
Operating Temperature	: -15°C~+50°C

### Physical

Housing	: Extruded aluminium
Front Cover	: 316 Grade Stainless Steel
Diffuser	: Toughened Translucent Glass
Mounting Sleeve	: Recessed Powder Coated Aluminium
COD (mm)	: 300 x 68 x 80

### Light Source

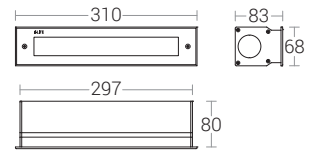
Light Source	: NICHIA
CRI (Ra)	: >80 (> 90 On Request)
LED Colour Temperature	: 2700K / 3000K / 4000K / 5700K

### Driver

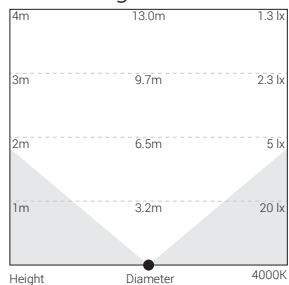
Power Supply	: Non Integral
Dimmable Option	: 1-10V / Dali

### Optical

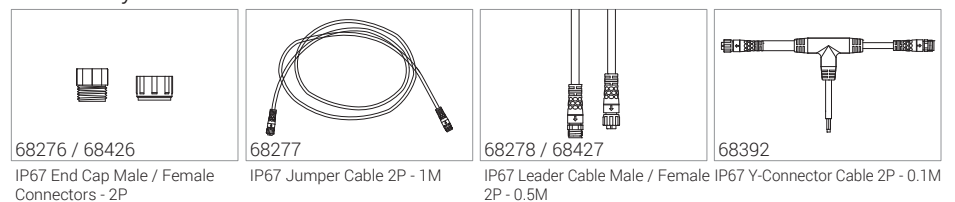
Beam Angle	: 100°
------------	--------



## Cone Diagram



## Accessory



**Note :** It is our constant endeavor to upgrade the performance of our products. For the latest technical information, IES files and product updates please refer to the website at [www.klite.in](http://www.klite.in)