



CITY PARK, JAIPUR



Symmetrical



Asymmetrical

Technical Specifications

General

ID : 24097 (Sym) / 24098 (Asy)
 System Wattage : 8W LED
 Driver Integral : Constant Current
 Operating Voltage : 150-270Vac
 Operating Temperature : -15°C~+50°C

Light Source

Light Source : NICHIA
 CRI (Ra) : ≥80
 LED Colour Temperature : 2700K / 3000K / 4000K / 5700K

Physical

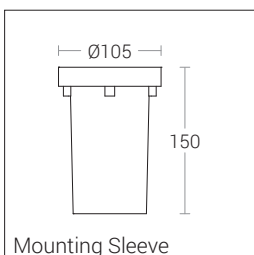
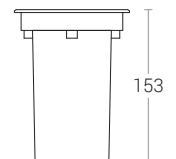
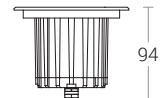
Body : Die-cast Aluminium
 Front Ring : 316 Grade Stainless Steel
 Diffuser : Clear Toughened Glass
 T=8mm
 Mounting Sleeve : ABS - Black
 Mounting : Recess

Driver

Input Voltage : 240Vac
 Frequency : 50-60 Hz

Optical Performance

Beam Angle : 12° / 24° / 40° (Sym)
 35° / 45° (Asy)



Mounting Sleeve

Note : It is our constant endeavor to upgrade the performance of our products. For the latest technical information, IES files and product updates please refer to the website at www.klite.in